








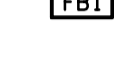
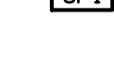



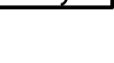








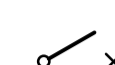



















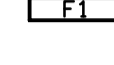

**LEGEND**

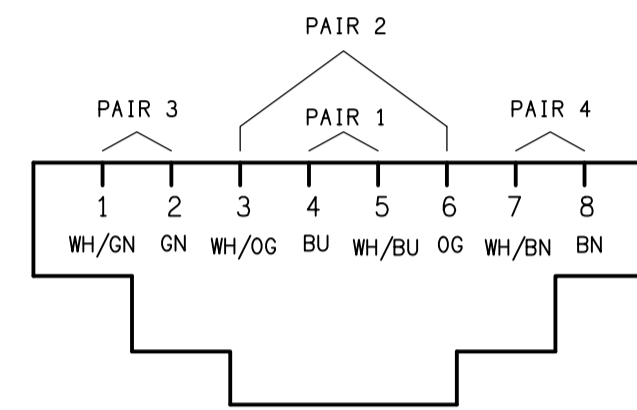
-  ELECTRICAL SERVICES SWITCHBOARD.
-  SINGLE POWER OUTLET.
-  DOUBLE POWER OUTLET.
-  SPECIAL PURPOSE POWER OUTLET.
-  SIGNAGE CONNECTION.
-  SINGLE PHASE ISOLATOR.
-  THREE PHASE ISOLATOR.
-  JUNCTION BOX.
-  CONDUIT ROUTE.
-  EXISTING ELECTRICAL FLOOR BOX TO REMAIN AS IS.
-  LIGHTING CONTROL SWITCH PANEL 1.
-  ONE-WAY LIGHT SWITCH.
-  CIRCUIT LINE.
-  SWITCH LINE.
-  POWER CIRCUIT DESIGNATION. DENOTES DB AND CIRCUIT.
-  RJ45 CAT 6 COMMUNICATIONS OUTLET.
-  ELECTRICAL EQUIPMENT AS NOTED.
-  MATV OUTLET C/W NEW MATV SYSTEM AS REQUIRED.

**LEGEND**

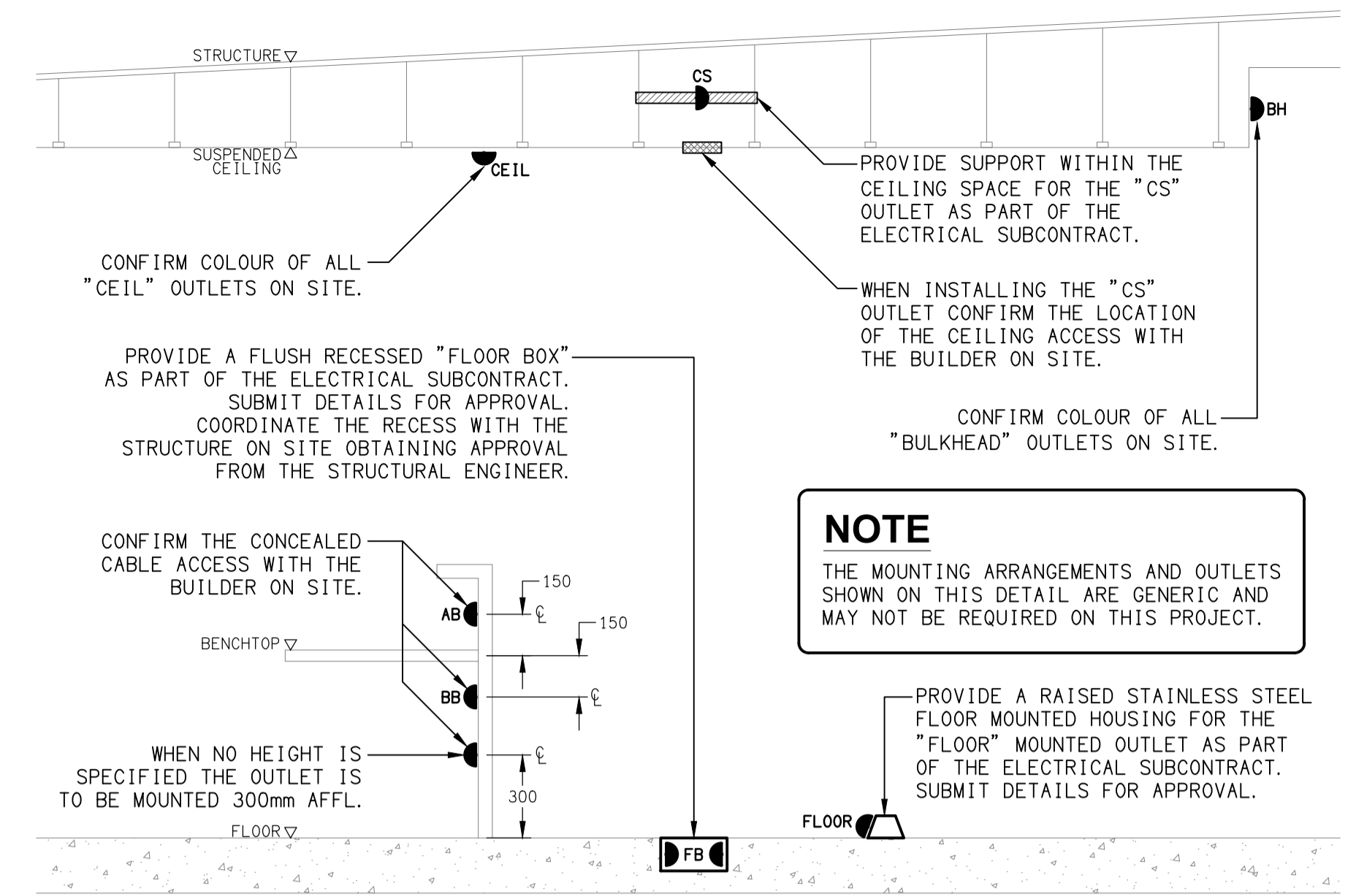
-  REFER TO DETAIL NOTED FOR THE AREA SHOWN HATCHED. ADDITIONAL OUTLETS & FITTINGS MAY BE SHOWN ON DETAIL.
-  NBN NETWORK TERMINATION DEVICE.
-  NBN PREMISE CONNECTION DEVICE.
-  ELECTRIC VEHICLE CHARGER.
-  ELECTRIC VEHICLE CHARGING ISOLATION SWITCH.
-  CIRCUIT BREAKER.
-  CIRCUIT BREAKER C/W SHUNT TRIP.
-  DEMAND METER.
-  E1: EXISTING TO BE REPLACED RECESSED NON MAINTAINED LED EMERGENCY LIGHT.
-  E2: NEW RECESSED NON MAINTAINED LED EMERGENCY LIGHT.
-  EX: MAINTAINED EMERGENCY LED EXIT LIGHT.
-  L1: FLUSH RECESSED LED STRIP LIGHT.
-  L2: EXISTING TO BE REPLACED RECESSED DOWNLIGHT.
-  L3: ROD SUSPENDED RECTANGULAR EXTRUSION LIGHT.
-  L4: EXISTING TO BE REPLACED RECESSED DOWNLIGHT.
-  L5: RECESSED DOWNLIGHT.
-  L6: RECESSED DOWNLIGHT.

**LEGEND**

-  W1: EXISTING WALL LIGHT TO REMAIN AS IS.
-  D1: EXISTING DOWNLIGHT TO REMAIN AS IS.
-  D2: EXISTING DOWNLIGHT TO REMAIN AS IS.
-  D3: EXISTING DOWNLIGHT TO REMAIN AS IS.
-  D4: EXISTING DOWNLIGHT TO REMAIN AS IS.
-  D5: EXISTING DOWNLIGHT TO REMAIN AS IS.
-  F1: EXISTING TROFFER LIGHT TO REMAIN AS IS.
-  F2: EXISTING BATTEN LIGHT TO REMAIN AS IS.



**SCHEMATIC**  
RJ45 PINOUT CONFIGURATION  
NOT TO SCALE



**DETAIL**  
TYPICAL OUTLET MOUNTINGS  
NOT TO SCALE

**NOTES**

1. EXTENT OF WORKS  
THE ELECTRICAL SERVICES SUB-CONTRACT INCLUDES BUT IS NOT LIMITED TO THE FOLLOWING:  
- SUPPLY AND INSTALLATION OF ALL COMPONENTS FORMING PART OF THE ELECTRICAL SERVICES.  
- INSPECTIONS.  
- TESTING AND COMMISSIONING.  
- MAINTENANCE.  
- CABLING, CABLE SUPPORT SYSTEMS AND ACCESS.  
- POWER DISTRIBUTION.  
- LIGHTING.  
- COMMUNICATIONS CABLING.  
- REMOVE ALL EXISTING ELECTRICAL SERVICES MADE REDUNDANT BY THE WORKS.  
- THE EXISTING ELECTRICAL SERVICES NOT REFERENCED OR SHOWN ARE TO REMAIN AS IS.  
- ALL MINOR COMPONENTS AND INCIDENTAL WORKS NOT SPECIFICALLY REFERRED TO, HOWEVER NECESSARY TO COMPLETE THE ELECTRICAL SERVICES INSTALLATION SUCH THAT IT IS HANDED OVER COMPLETE, OPERATIONAL AND FIT FOR THE INTENDED USE.  
PRIOR TO COMMENCING WORK CONSULT SITE MANAGEMENT FOR ANY HAZARDOUS MATERIAL AND OR ASBESTOS REGISTERS AS WELL AS UNDERTAKE A THOROUGH INSPECTION OF THE SITE TO IDENTIFY ANY POTENTIAL HAZARDOUS MATERIALS, ASBESTOS AND HEALTH OR SAFETY RISKS. ADVISE THE CONTRACTOR OF ANY POTENTIAL HAZARDOUS MATERIALS, ASBESTOS AND HEALTH OR SAFETY RISKS IF IDENTIFIED AND DO NOT COMMENCE WORK UNTIL AN APPROPRIATE MANAGEMENT PLAN HAS BEEN DEVELOPED AND AGREED TO BY ALL PARTIES.  
SUPPLY ALL LABOUR, MATERIALS, EQUIPMENT, AND ALL OTHER ITEMS, WHETHER MENTIONED IN DETAIL OR NOT, REQUIRED FOR THE SATISFACTORY COMPLETION OF THE ELECTRICAL SERVICES INSTALLATION, LEAVING IN FULL WORKING ORDER TO THE SATISFACTION OF THE PROJECT MANAGER.  
ACCEPT FULL RESPONSIBILITY FOR LIASING, ARRANGING AND CO-ORDINATION OF ALL WORKS THAT HAVE AN EFFECT ON OR WILL BE AFFECTED BY THE ELECTRICAL SERVICES.  
REFER TO THE EQUIPMENT SCHEDULE FOR ADDITIONAL REQUIREMENTS.
2. WORKMANSHIP  
ENSURE THAT THE ELECTRICAL WORK IS PERFORMED BY THE HOLDER OF A CURRENT ELECTRICAL SUB CONTRACTOR LICENSE AND THE SERVICES COVERED BY THE ACMA IS PERFORMED BY THE HOLDER OF THE APPROPRIATE CURRENT ACMA LICENSE. ENSURE THE INSTALLATION AND ALL COMPONENTS, FIXTURES, FITTINGS, OUTLETS AND CABLES ARE SUPPLIED AND INSTALLED TO A HIGH STANDARD THROUGHOUT, AND INSTALLED IN A NEAT AND TRADESMAN LIKE MANNER, TO THE CURRENT INDUSTRY STANDARDS. ENSURE ALL MATERIALS AND COMPONENTS OF A SIMILAR TYPE ARE OF THE SAME MANUFACTURER AND INSTALLED IN A UNIFORM MANNER.  
IT IS THE ELECTRICAL SUB CONTRACTOR'S RESPONSIBILITY TO ENSURE THAT THE INSTALLATION IS FIT FOR PURPOSE AND IS PROVIDED AS A COMPLETE WORKING INSTALLATION. IT IS THE ELECTRICAL SUB CONTRACTOR'S RESPONSIBILITY TO PROVIDE ALL COMPONENTS, FITTINGS, FIXTURES, SYSTEMS, PROGRAMMING ETC IRRESPECTIVE OF THE LEVEL DETAILED IN THE DOCUMENTS SUCH THAT THE INSTALLATION IS PROVIDED AS A COMPLETE WORKING INSTALLATION.  
CONCEAL ALL WIRING AND CONDUITS. EXPOSED CABLING OR CONDUITS ARE GENERALLY NOT ACCEPTABLE. IT IS NOTED THAT CHASING AND REINSTATEMENT WILL BE REQUIRED. ENSURE ALL COMPONENTS, EQUIPMENT AND MATERIALS SUPPLIED ARE NEW, UNUSED, DESIGNED AND SELECTED TO ENSURE SATISFACTORY OPERATION UNDER VARYING ATMOSPHERIC, CLIMATIC, HUMID TROPICAL CONDITIONS WITHOUT DISTORTION AND DETERIORATION IN ANY PART AFFECTING EFFICIENCY AND RELIABILITY OF THE SYSTEMS. DESIGN AND SELECT ALL EQUIPMENT TO PROVIDE THE NECESSARY SAFETY TO HUMAN LIFE AND PROPERTY DURING OPERATION AND MAINTENANCE WITH PARTICULAR ATTENTION GIVEN TO ELECTRICAL SAFETY AND SEGREGATION PRECAUTIONS.

**NOTES**

2. WORKMANSHIP CONTINUED.  
CHECK THE FINISHED PAINTWORK AROUND THE AREA OF EACH INSTALLATION AND TOUCH UP ALL DAMAGED PARTS AND FINISHES AFTER THE INSTALLATION OF THE ELECTRICAL SERVICES.  
ALL WORKS ARE TO BE CARRIED OUT IN ACCORDANCE WITH THE BUILDER'S PROGRAM. ENSURE ALL FINAL LOCATIONS OF OUTLETS AND FITTINGS ARE CO-ORDINATED ON SITE WITH THE ARCHITECT AND ALL OTHER SERVICES. TO THE APPROVAL OF THE PROJECT MANAGER. ALLOW TO CO-ORDINATE THE FINAL LOCATION OF ALL EQUIPMENT, FITTINGS, & OUTLETS SUCH THAT THEY ARE INSTALLED IN ACCORDANCE WITH THE AS3000 RESTRICTED ZONES, AND ARE NOT COVERED INAPPROPRIATELY.  
ENSURE THAT ALL METAL SURFACES ARE SUITABLY PROTECTED AGAINST CORROSION, AND THAT ALL PLASTIC MATERIALS ARE UV STABILISED.  
PROVIDE ALL MATERIALS AS NEW, AND OF THE HIGHEST CLASS AVAILABLE FOR THEIR RESPECTIVE TYPES. ENSURE ALL ASPECTS OF THE WORK ARE OF A HIGH STANDARD THROUGHOUT, AND INSTALLED IN A NEAT AND TRADESMAN LIKE MANNER, TO THE CURRENT INDUSTRY STANDARDS.
3. STANDARDS  
IRRESPECTIVE OF INFORMATION CONTAINED IN THE ELECTRICAL SERVICES DOCUMENTS OR IN INSTRUCTIONS, IT IS THE ELECTRICAL SUB CONTRACTOR'S RESPONSIBILITY TO ENSURE ALL ELECTRICAL SERVICES WORKS ARE INSTALLED IN ACCORDANCE WITH THE REQUIREMENTS OF THE FOLLOWING. REFER ANY DISCREPANCIES BETWEEN THE REQUIREMENTS OF THE FOLLOWING AND/OR THE ELECTRICAL SERVICES DOCUMENTS AND INSTRUCTIONS TO THE ARCHITECT FOR CLARIFICATION PRIOR TO THE PLACING OF ORDERS, FABRICATION OR INSTALLATION OF THE ITEMS/METHODS IN DISCREPANCY.  
- NCC BUILDING CODE OF AUSTRALIA.  
- ELECTRICITY ACT.  
- ELECTRICAL SAFETY ACT.  
- AS/NZS3000.  
- AS3008.  
- WORKPLACE HEALTH AND SAFETY ACT.  
- TELECOMMUNICATIONS ACT.  
- ACMA REQUIREMENTS.
4. AUTHORITIES  
ENSURE ALL OF THE ELECTRICAL SERVICES COMPLY WITH THE REQUIREMENTS OF ALL REGULATORY AUTHORITIES HAVING JURISDICTION OVER THE SITE INCLUDING BUT NOT LIMITED TO THE FOLLOWING:  
- ACMA.  
- LOCAL COUNCIL.  
- LOCAL SUPPLY AUTHORITY.  
- STATE GOVERNMENT DEPARTMENT OF ENVIRONMENT AND HERITAGE.  
- QLD GOVERNMENT, DIVISION OF WORKPLACE, HEALTH AND SAFETY.  
- QLD FIRE AND EMERGENCY SERVICES.

**NOTES**

5. CABLES  
UNLESS OTHERWISE SPECIFIED, INSTALL AND TERMINATE CABLES IN ACCORDANCE WITH THE MANUFACTURERS' RECOMMENDATIONS. DETERMINE THE FINAL ROUTES TO SUIT THE BUILDING STRUCTURE AND SITE CONDITIONS. UNLESS NOTED OTHERWISE, PROVIDE ALL 240 VOLT POWER AND LIGHTING WIRING AS 2.5mm<sup>2</sup> TWIN & EARTH STRANDED COPPER CONDUCTORS, PVC INSULATED 0.6/1kV V75 GRADE TO AS3174, PROTECTED BY A 20 AMP CIRCUIT BREAKER. ALL CONDUIT AND FITTINGS TO BE RIGID UPVC TO AS2053, UNLESS NOTED OTHERWISE.
6. POWER DISTRIBUTION  
THE POWER DISTRIBUTION COMPONENT OF THIS CONTRACT INCLUDES THE MODIFICATION AND NEW CIRCUITS TO DB-N.  
IT IS ACCEPTABLE TO UTILISE THE EXISTING CIRCUITS RETAINED OR REDUNDANT TO SUPPLY THE NEW OUTLETS IF THEY HAVE SUFFICIENT CAPACITY AND COMPLY WITH THE CURRENT VERSION OF AS3000.  
ALL OF THE EXISTING CIRCUITS, CABLING AND OUTLETS THAT BECOME REDUNDANT ARE TO BE REMOVED.  
ANY INTERRUPTION TO THE POWER SUPPLY TO ANY SERVICES OUTSIDE OF THE AREA OF WORKS MUST BE RESTRICTED TO OUTSIDE OF THE VENUES OPERATING HOURS AND MUST BE ADVISED TO THE OPERATOR IN WRITING TWO WEEKS PRIOR.  
REMOVE THE MSSB 100AMP MCCB IN THE MSB AND CONNECT THE EXISTING 250 AMP DIN CHASSIS TO A NEW 250 AMP MCCB CHASSIS IN A NEW CUBICAL HARD AGAINST THE MSB. PROVIDE NEW MCCBS IN THE NEW CUBICAL TO SUPPLY THE MSSB AND EV CHARGER. MODIFY THE EXISTING INSTALLATION AS NECESSARY TO ACCOMMODATE THE NEW CUBICAL. THE NEW CUBICAL IS TO MATCH THE EXISTING MSB IN SIZE, COLOUR AND APPEARANCE.  
THE POWER DISTRIBUTION COMPONENT OF THIS CONTRACT INCLUDES, BUT IS NOT LIMITED TO THE FOLLOWING EXTENT OF WORK:  
- POWER DISTRIBUTION.  
- DB-N MODIFICATIONS AND UPGRADES.  
- CABLE ACCESS WAYS.  
- CIRCUITS.  
- MSB MODIFICATIONS AND EXPANSION.  
- EV CHARGER CUBICAL.  
- ISOLATORS AND OUTLETS.  
- FLOOR BOXES.  
- TESTING AND COMMISSIONING.  
- REMOVAL OF ALL EXISTING REDUNDANT SERVICES.  
- RECONNECTION OF ALL EXISTING SERVICES THAT REMAIN.
7. LIGHTING  
ALL OF THE LIGHT FITTINGS, LAMPS AND ACCESSORIES ARE TO BE PROVIDED AS PART OF THIS CONTRACT. THE EXISTING FITTINGS ARE TO BE REPLACED WITH 50,000 HOUR SOLID STATE LED FITTINGS. THE LIGHTING COMPONENT OF THIS CONTRACT INCLUDES, BUT IS NOT LIMITED TO THE FOLLOWING EXTENT OF WORK:  
- LIGHTING.  
- LIGHT FITTINGS AND ACCESSORIES.  
- EMERGENCY AND EXIT LIGHTING.  
- EARTHING OF THE LIGHTING INSTALLATION.  
- LIGHTING CONTROL.  
- LIGHTING SUBCIRCUITS.  
- TESTING AND COMMISSIONING.  
- RECONNECTION OF THE EXISTING LIGHTING THAT REMAINS.  
- REMOVAL OF ALL EXISTING REDUNDANT LIGHTING SERVICES.

**NOTES**

8. COMMUNICATIONS CABLING  
THE COMMUNICATIONS CABLING COMPONENT OF THIS CONTRACT INCLUDES THE PROVISION OF A NEW NBN SERVICE TO THE SITE VIA A NEW LEADIN CONDUIT TO A NBN PCD. THE PCD IS TO BE CONNECTED TO A RACK MOUNTED NTD VIA A DROP CONDUIT. ARRANGE FOR THE NBN SERVICES TO BE INSTALLED INCLUDING ALL CABLE ACCESS WAYS AND DOCUMENTATION IN ACCORDANCE WITH THE NBN REQUIREMENTS. PROVIDE A FULL HEIGHT COMMUNICATIONS RACK CR-A.  
PROVIDE THE COMMUNICATIONS CABLING COMPONENT OF THIS CONTRACT AS A COMMSCOPE OR MOLEX CAT 6 INSTALLATION WITH A 15 YEAR MANUFACTURERS PERFORMANCE WARRANTY. THE COMMUNICATIONS CABLING IS TO BE RUN TO PATCH PANELS WITHIN RACK CR-A.  
REMOVE ALL EXISTING COMMUNICATIONS SERVICES MADE REDUNDANT BY THE WORKS. REMOVE THE EXISTING COMMUNICATIONS RACK CR-N AND ALL ASSOCIATED COMMUNICATIONS SERVICES. ANY EXISTING COMMUNICATIONS SERVICES THAT REMAIN THAT ARE PREVIOUSLY SUPPLIED FROM CR-N ARE TO BE RESUPPLIED FROM THE NEW CR-A. THIS INCLUDES ALL EXISTING COMMUNICATIONS OUTLETS.  
THE COMMUNICATIONS CABLING COMPONENT OF THIS CONTRACT INCLUDES, BUT IS NOT LIMITED TO THE FOLLOWING EXTENT OF WORK:  
- NBN APPLICATION AND LEADIN SERVICES.  
- NBN CABLE ACCESS WAYS INCLUDING THE PCD AND NTDs.  
- COMMUNICATIONS RACK CR-A.  
- CAT 6 COMMUNICATIONS OUTLETS AND CABLING.  
- CAT 6 PATCH PANELS.  
- CABLE ACCESS WAYS.  
- TESTING AND COMMISSIONING.  
- REMOVAL OF ALL EXISTING COMMUNICATIONS CABLING MADE REDUNDANT BY THE WORKS.
9. ABBREVIATIONS  
A - AMP CURRENT RATING  
AB - MOUNT ABOVE BENCH.  
AD - AUTO DOOR.  
AFFL - ABOVE FINISHED FLOOR LEVEL.  
BB - MOUNT BELOW BENCH.  
BH - MOUNT ON BULKHEAD.  
CEIL - MOUNT ON CEILING.  
CS - MOUNT WITHIN CEILING SPACE.  
C/W - COMPLETE WITH.  
EXIST - EXISTING OUTLET.  
HWS - HOT WATER SYSTEM.  
MCB - MINIATURE CIRCUIT BREAKER.  
N - NEON / LED INDICATOR WHEN ON.  
NTS - NOT TO SCALE.  
RCBO - CIRCUIT BREAKER C/W AN INTEGRAL 30ma RESIDUAL CURRENT DEVICE.  
RCD - CIRCUIT PROTECTED VIA A 30ma RESIDUAL CURRENT DEVICE.  
REF - REFRIGERATOR.  
RK - RECESS KIT.  
UNO - UNLESS NOTED OTHERWISE.  
WP - WEATHERPROOF TO IP56 UNO.  
500 - NUMBER DENOTES MOUNTING HEIGHT AFFL.

<p>ELECTRICAL DESIGN GROUP BRISBANE PTY LTD ACN 092 710 793</p> <p>TRADING AS: ELECTRICAL DESIGN GROUP</p>	<p>THE COPYRIGHT OF THIS DRAWING REMAINS THE PROPERTY OF THE ELECTRICAL DESIGN GROUP.</p> <p>USE FIGURED DIMENSIONS IN PREFERENCE TO SCALE.</p> <p>ALL DIMENSIONS TO BE VERIFIED ONSITE.</p>	<p><b>ELECTRICAL DESIGN GROUP</b> ELECTRICAL BUILDING SERVICES CONSULTANTS BRISBANE GOLD COAST</p> <p>P.O.Box 15, Sherwood Q.4075 Phone: (07) 3278 4375 Email: brisbane@edg.net.au Web: www.edg.net.au</p>	<p>PROJECT: <b>MOTORAMA - HILLCREST KIA</b></p> <p>74 ANZAC AVENUE, HILLCREST</p>				
<table border="1" style="width: 100%; border-collapse: collapse;"> <tr> <td style="width: 50%;">D CONSTRUCTION</td> <td style="width: 50%;">07/10/2025</td> </tr> <tr> <td>REV: DESCRIPTION:</td> <td>DATE:</td> </tr> </table>		D CONSTRUCTION	07/10/2025	REV: DESCRIPTION:	DATE:	<p>DRAWING: <b>ELECTRICAL SERVICES LEGEND &amp; NOTES</b></p>	
D CONSTRUCTION	07/10/2025						
REV: DESCRIPTION:	DATE:						
<p>SCALE: NOT TO SCALE AT A1</p>		<table border="1" style="width: 100%; border-collapse: collapse;"> <tr> <td style="width: 25%;">PROJECT NO: <b>C3454a</b></td> <td style="width: 25%;">DRAWING NO: <b>E01</b></td> <td style="width: 25%;">REVISION: <b>D</b></td> <td style="width: 25%;"></td> </tr> </table>		PROJECT NO: <b>C3454a</b>	DRAWING NO: <b>E01</b>	REVISION: <b>D</b>	
PROJECT NO: <b>C3454a</b>	DRAWING NO: <b>E01</b>	REVISION: <b>D</b>					